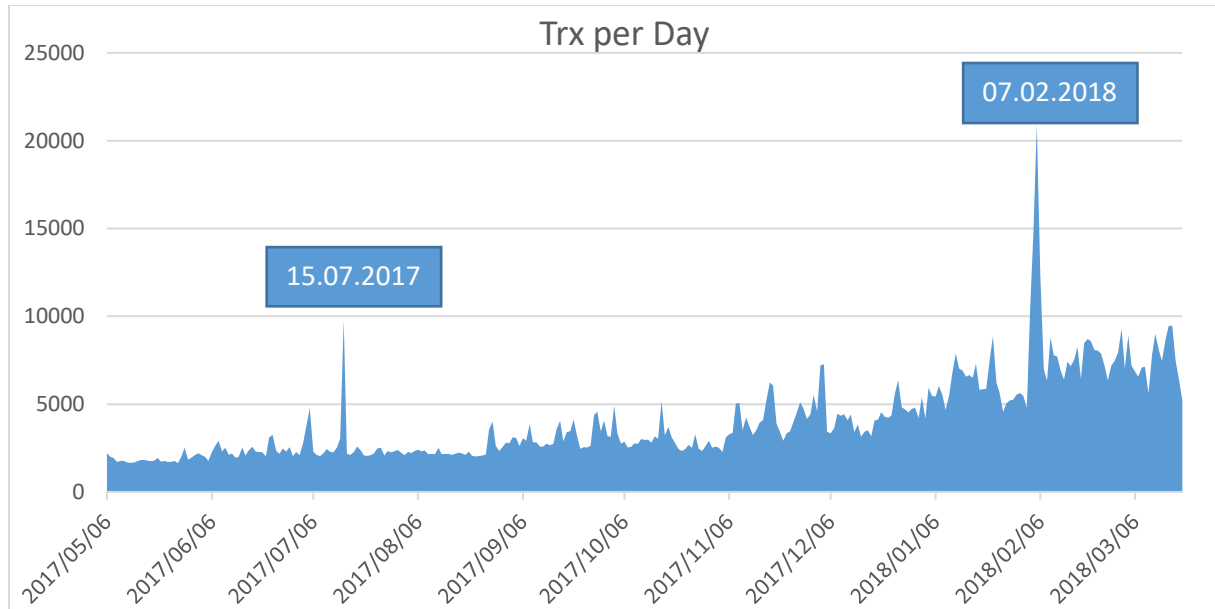


Looking at the Komodo chain – some average Insights

21.03.2018 - CHMEX

An important key figure for all Blockchain is how many transactions per x does it serve and what are the limits?



What we see is an increase of daily averages in transactions counts on the Network. Transactions counts are the most important indicator if a blockchain is used.

I have spotted two peaks. One on the **15.07.2017** this was a small penetration test of approx. 7500 transactions between block 406567 and 406590.

Transactions	Block
1543	406590
75	406589
1415	406588
50	406587
881	406586
721	406585
840	406582
20	406581
1464	406580
116	406577
167	406576
99	406571
61	406567

Block 406590 had **1543** transactions within 67 seconds which means 23 transactions per second. *This does not mean the limit is at 23 transactions per second it is much higher but has not been tested by users in the timeframe this data looks at.*

The highest amount was approx. 20,000 transactions on the **07.02.2018** during the BEER/KMD stress test. The bob (the seller of KMD) had to issue bob deposits, which incurred two transactions per deposit.

Average Transactions per Day by Month

KMD almost doubled the daily transactions from December 2017 to February 2018 this is mainly due to the fact, that most BarterDEX liquidity is on KMD pairs.

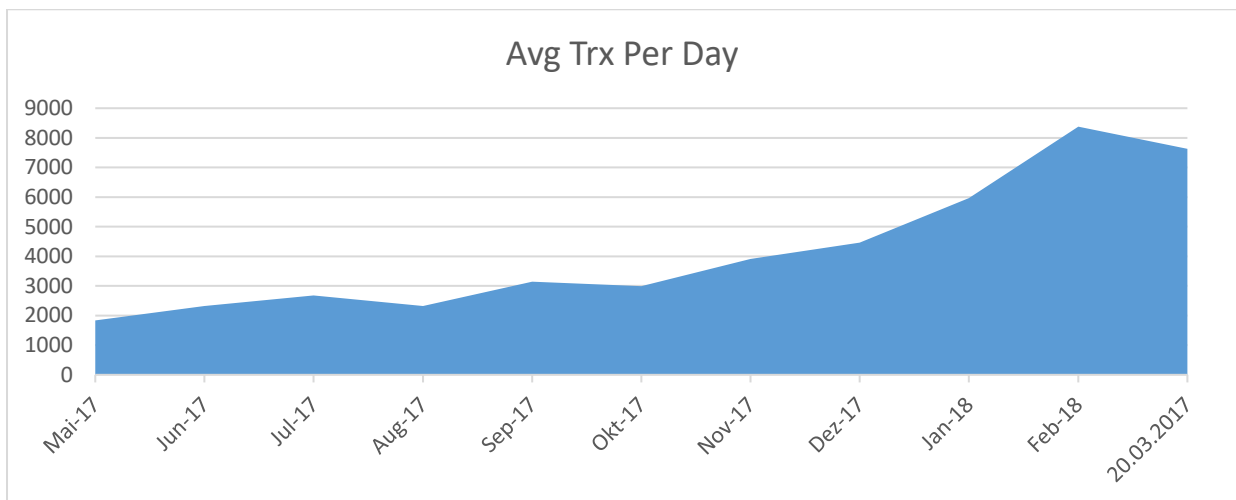
With the adoption of BarterDEX we should see a massive increase in KMD transactions which naturally should influence positively the price of KMD.

2017

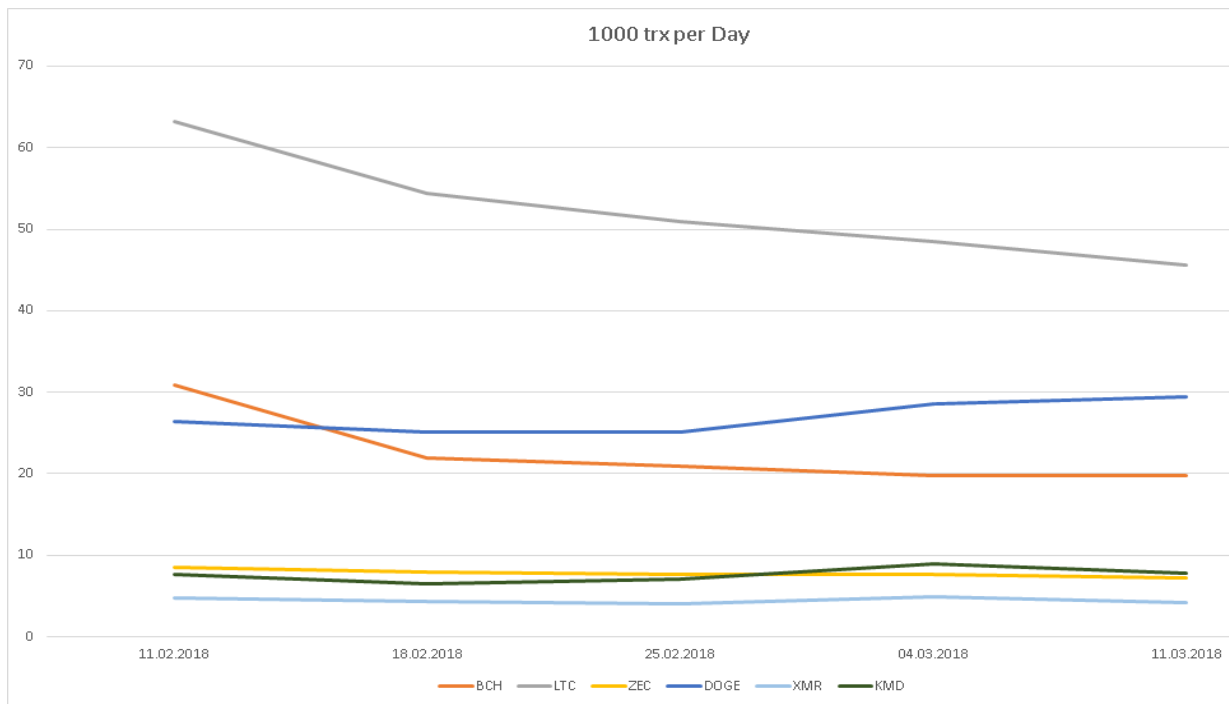
Mai	1831
Jun	2320
Jul	2676
Aug	2327
Sep	3149
Okt	2988
Nov	3913
Dez	4464

2018

Jan	5967
Feb	8378
Mär	7629



How does KMD compare to other chains? Komodo has currently the transaction count volume of Zcash which has approx. 3 times higher market cap.



(https://coinmetrics.io/charts/#assets=btc,bch,doge,ltc,xmr,zec_left=txCount_zoom=1518220800000,1520812800000 KMD added to the chart)

Sources:

- KMD data extracted from KMD Explorer kmd.explorer.supernet.org
Min height: 306270 Max height 758306 time in UTC.
- https://coinmetrics.io/charts/#assets=btc,bch,doge,ltc,xmr,zec_left=txCount_zoom=1518220800000,1520812800000